




# Bong atadi

Kodrah Kristang 1A  
Lesson 6



**na**

Yo teng kaza.

Yo teng **na** kaza.

**teng**

Eli skribang.

Eli teng na piun.

**teng**

Eli skribang.

Eli teng na piun.

# teng

Eli skribang.

She is a clerk.

Eli teng na piun.

She is in the office.

Yo jenti Singapura.

Yo teng jenti Singapura.

Yo teng na Singapura.

Bos kareta.

Bos teng kareta.

Bos teng na kareta.

Olotu studanti.

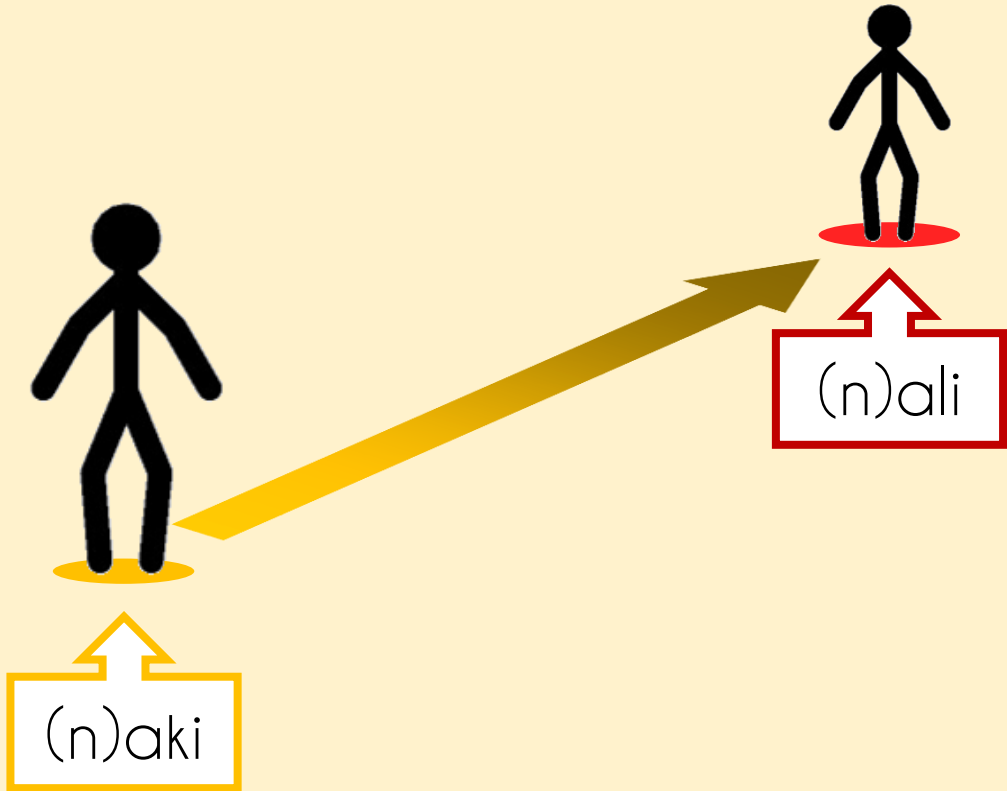
Olotu teng studanti.

Olotu teng na studanti. (!)



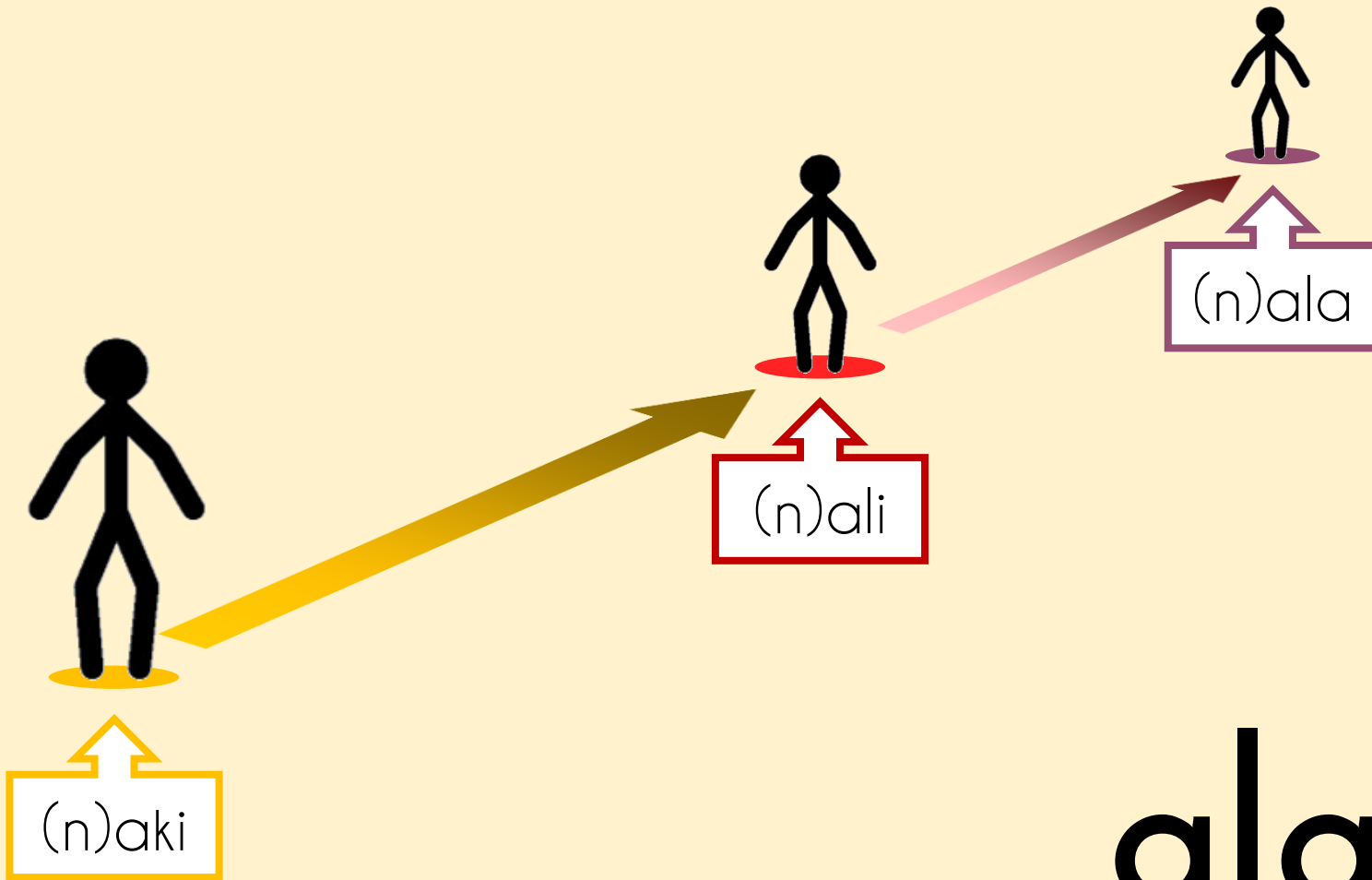


aki/naki  
Yo teng naki.



ali/nali

Bos teng nali.



ala/nala  
Eli teng nala.

# GAME TIME

1. Find a PARTNER AND take two grid sheets.
2. We're going to play Battleship!
3. You're now in command of five ships (prau).

- ◆ ◆ Prau
- ◆ ◆ ◆ Twakow
- ◆ ◆ ◆ Tongkang
- ◆ ◆ ◆ ◆ Nadeh
- ◆ ◆ ◆ ◆ ◆ Barku

◆				
◆		◆	◆	◆
◆				

Place your ships on one grid either horizontally or vertically. No diagonals.

Don't place your ships all together!

# GAME TIME

1. Find a PARTNER AND take two grid sheets.
2. We're going to play Battleship!
3. You're now in command of five ships (prau).
4. You need to figure out where your PARTNER'S ships ARE before they figure out where yours ARE.
5. Each turn, pick a grid AND call it. Use the second grid to track where you've hit your opponent.

Bos sa b

Nteh!

1	◆			
2	◆ ✕		◆	◆
3	◆			
4				

A

Bos teng prau na C3?

Bos teng prau na A2?

ARku-BARku

2				
3			✕	
4				

C

D

E

Alamak! Seng!

# RESTU

Alegrah kampu

Andah-andah

Bai kakus



**undi**

Yo bibeh na Seletar.

Undi bos bibeh?

# Lugah-lugah

## Places



Undi nus bibeh?  
Nus bibeh na **kaza**.



Undi nus alegrah?  
Nus alegrah na **praya**.



Undi nus komprah koza?  
Nus komprah koza na **bazar**.

Undi nus bringkah?  
Nus bringkah na **parku**.





Undi nus andah?  
Nus andah na **kaminyu**.



Undi nus lebah kareta?  
Nus lebah kareta na **rua**.





Undi peskadora  
peskah?

Peskadora peskah na  
**mar.**

Undi bendedora  
bendeh?

Bendedora bendeh na  
**butika.**





Undi kantadera  
kantah?

Kantadera  
kantah na  
**stradu.**



Undi baladera balah?

Baladera balah na **chang**.



Undi marineru  
nabegah?

Marineru  
nabegah na  
**riu.**




Undi padri rezah?

Padri rezah na **greza**.

Undi sior lebah?

Sior lebah na  
**piun.**





Undi skribang  
skribeh?

Skribang pun  
skribeh na **piun**.



Undi dokta judah?  
Dokta judah na **klirik**^.



Undi soldadu brigah?  
Soldadu brigah na  
**kampu.**



Undi mestri insinyah?  
Mestri insinyah na **skola**.

Undi studanti prendeh?

Studanti pun prendeh  
na skola.



Undi nus prendih Kristang?



Nus prendih Kristang na **banda**  
Bugis, na **sidadi** Singapura, na  
**tera** Singapura.

# GAME TIME

1. Form two teams and take a street sheet.
2. We're all going to be spies!
3. One team's spies are on the odd-numbered side of Rua Marbeck, and the other team's spies are on the even-numbered side. You need to disable the other team's spies by guessing where they are.

# GAME TIME

4. In your team, decide which spy is where. Only one spy can be at each location. There will be some empty locations.
5. You also get three bombs (bomb), which you can plant with team members (one per team member) or plant alone.

# GAME TIME

1. EACH TEAM TAKES TURNS TO SELECT A LOCATION TO SCOUT OUT. SEND ONE PERSON OUT. THIS PERSON WILL SAY:  
Yo teng na \_\_\_\_\_. Keng teng naki?
8. If there is an enemy spy there, the other team must REVEAL that person with  
\_\_\_\_\_ teng naki!  
This enemy spy crosses the partition - XE IS CAPTURED!

# GAME TIME

9. If there is no one there, the other team says Nteh jenti naki!
10. If there is a bomb there, the other team loses a turn.



Yo teng na \_\_\_\_\_. Keng teng naki?

\_\_\_\_\_ teng naki! (*teng jenti*)

Bomb teng naki! (*teng bomb*)

Bomb kung \_\_\_\_\_ teng naki!  
(*teng bomb kung jenti*)

Ngua jenti ja mudah.